

STEAMIST®

Steam Generator

Models: System-18 / System-18-IM

Features

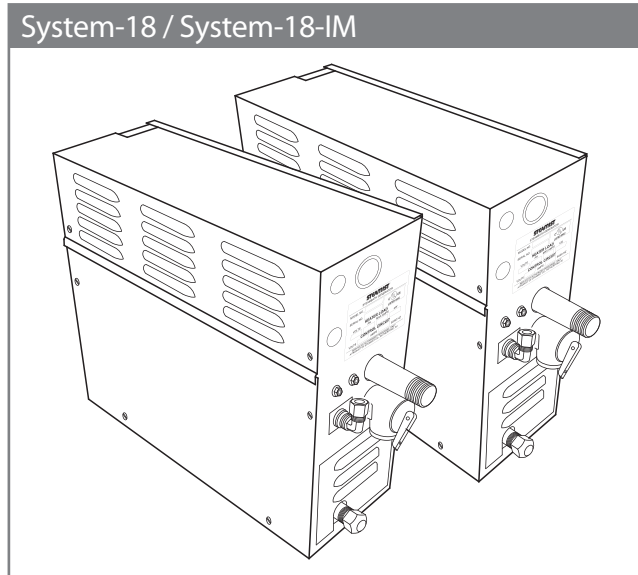
- 5-year parts warranty - 2-year labor warranty
- Generator typically can be installed up to 25 ft. from the bathing area
- Diagnostic LED Displays
- Stainless Steel Construction
- Solid-State Circuitry

Codes/Standards

- UL 499
- UL/CUL Listed
- City of LA - Approved
- City of New York - M.E.A. Approved
- State of Mass. Approved

Important

In order for the InstaMist feature to function on model System-18-IM, water must always be in the tank. For this reason the factory installed Auto Drain is NOT available with any InstaMist generators.



Steam Generator Specification Chart

Model Number	Product Number	KW Rating	Max. Cu. Ft. Range	Volts/Phase/ Max. Amps	Wire Size 90°C Copper AWG	Line Fuse	Dimensions L x W x H
System-18	1810	2 @ 9	650	2 @ 240/1/38	2 @ 8	2 @ 50	2 @ 17.5" x 6.5" x 15.5"
	1811			2 @ 208/1/44	2 @ 6	2 @ 60	
	1812			2 @ 240/3/22	2 @ 10	2 @ 30	
	1813			2 @ 208/3/25	2 @ 8	2 @ 35	
System-18-IM	1810-IM			2 @ 240/1/38	2 @ 8		
	1811-IM			2 @ 208/1/44	2 @ 6		
	1812-IM			2 @ 240/3/22	2 @ 10		
	1813-IM			2 @ 208/3/25	2 @ 8		

*Refer to sizing guidelines to accurately determine the proper size generator for the installation.

Required Equipment

TC-135, TC-150, DSC-425, or DSP Controls

Optional Equipment

TC-110 or TC-125 (to work ONLY in conjunction with required equipment)

Required Electrical Service

Dedicated circuit required: See Specification Chart for proper electrical requirements

Product Information

- Water Supply - 3/8" Compression Fitting
- Steam Line - 1/4" Brass BPT male thread
- Pressure Relief Valve - 3/4" NPT female thread
- Drain Line - Capped 1/2" Brass NPT male thread per Generator.
- Auto Drain ready except for InstaMist (IM) models.

Generator

Weight - 40 lbs. x 2

Contents Included with Slave Generator

(1) 25' multi-conductor cable, (1) splitter, (2) strain relief clamps

Installation Notes

Steam Generators can be typically mounted within 25 ft. of the bathing area.

Steam Generators should be accessible for service.

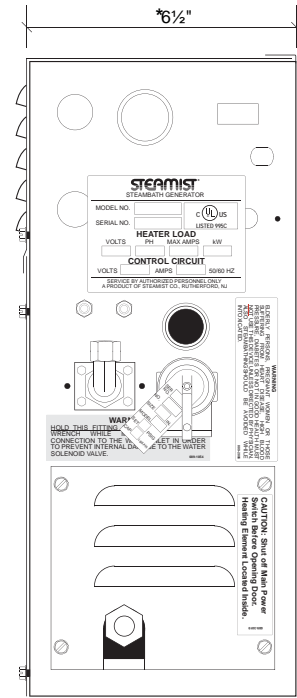
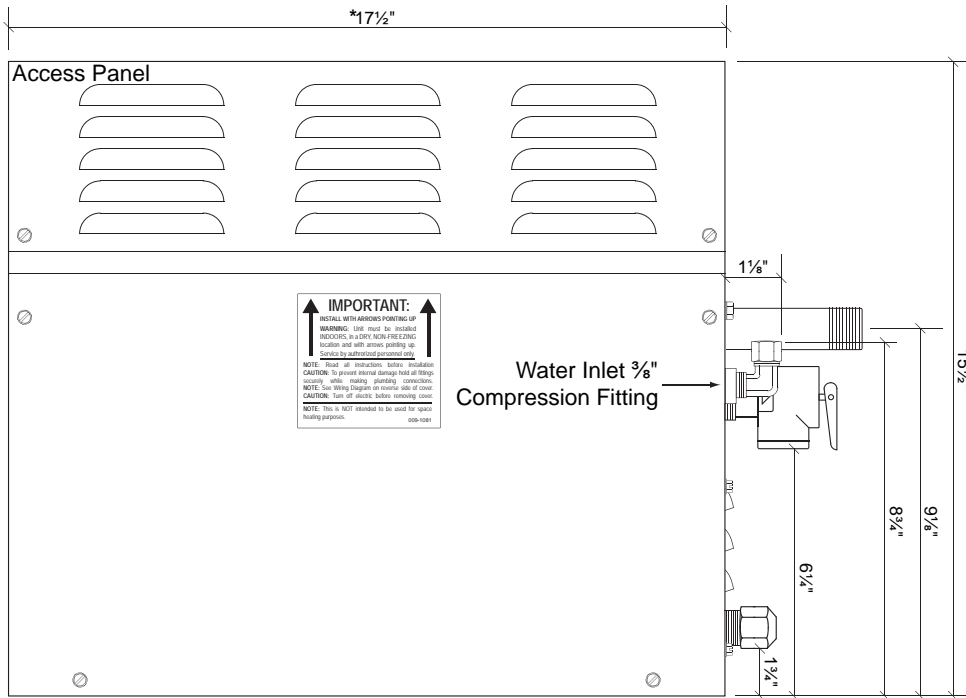
Do not install generators outside, in moist, humid area or in an area where parts may freeze or corrode.

Multi-Conductor Cable - 25' for connecting Master Generator to the Slave Generator via PCB.

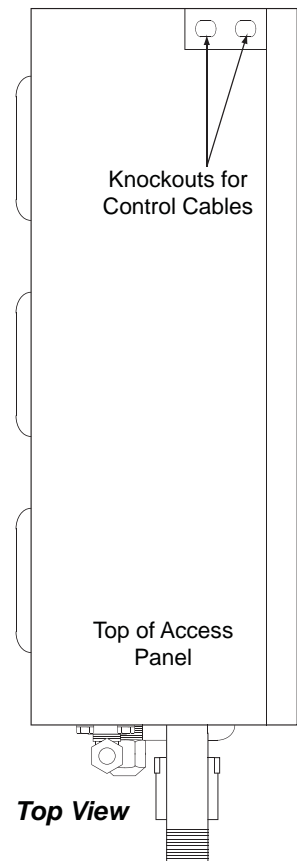
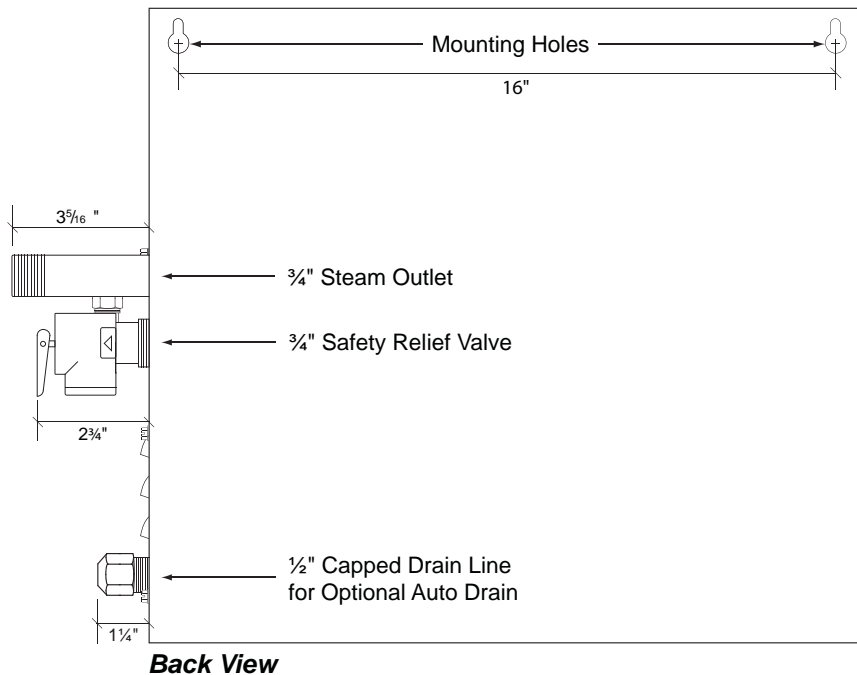
Steamhead (one per generator) to be mounted 18" above floor or 6" above rim of tub and as far from the seating area as possible.

Dimensional Drawing 2 - 9kW Generators

Models: System-18 / System-18-IM



*Add 1/4" to the dimension for the louvers



Rough-in Notes: Access: 2 @ 28" W x 18" D x 20" H (35" W with Auto Drain)